

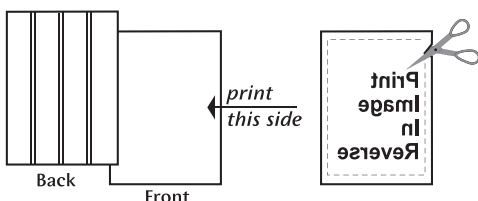


You Will Need:

- JetWear™ Hot-Peel iron-on transfer paper
- Cotton or cotton/poly blend garment (white or light-colored)
- Inkjet printer (no laser printers or color copiers)
- Commercial heat press

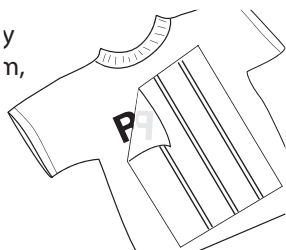
1. Printing The Transfer

- Insert a single sheet of transfer paper into the printer with the printable surface loaded correctly for your printer. (See your printer manual if necessary.)
- Mirror or flip image prior to printing.
- Print image.
- Trim away any unprinted paper around the image.



2. Transferring Using Commercial Heat Press

- Place garment on press pad. Center transfer on garment (print-side down).
- Press at 375°F (190°C) with medium to high pressure for 15 seconds.
- Peel transfer immediately from garment, using firm, steady pressure.

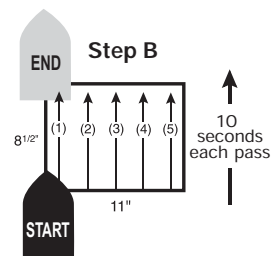
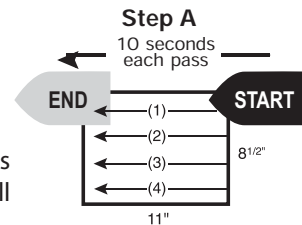


3. Hand-Ironing Times

- For a full-page transfer, iron for 90 seconds at high heat (no steam) in pattern illustrated in next step.

4. Hand-Ironing Technique

- Step A: Holding the iron as pictured, firmly slide across transfer paper from right to left, making 4 equal passes of 10 seconds each. Be sure to pass over all edges.
- Step B: Holding the iron as pictured, firmly slide the iron from bottom to top, making 5 passes of 10 seconds each. Be sure to pass over all edges.
- Immediately peel away Backing sheet



5. Washing Instructions

- Wash garment separately (first time only). Turn inside out.
- Machine wash cold with color-safe detergent. No bleach.
- Remove promptly from washer to prevent bleeding. If bleeding occurs, rewash immediately.
- Tumble dry with low heat. Add towels to facilitate drying.

6 Storing Unused Transfers

- After opening JetWear transfer paper, store unused sheets in a resealable poly bag.
- Store paper flat, in a cool, dry area.

IMPORTANT NOTES:

Printer & Copier Inks

CMW, Inc. offers papers for inkjet, laser, thermal wax and sublimation printers and copiers. In all cases, our papers are optimized to perform with OEM inks and toners. CMW does not warrant use of aftermarket inks and toners, and cannot guarantee satisfactory results. We recommend that you test any non-OEM inks or toners prior to use. Please visit our knowledge base at www.cmwi.com for more information.

Product Quality Assurance

CMW, Inc. conducts exhaustive testing on all its products, using many types of substrates, printers, copiers, heat presses, irons, and laundry detergents. However, it is impossible to duplicate all printing and transfer processes, so we recommend testing your chosen paper to determine its suitability to your needs and equipment. Please visit our knowledge base at www.cmwi.com for more information.